

Getting Started with ClientLink

Discover the Future of Builder-Client Collaboration



What Is ClientLink?

ClientLink is a revolutionary new way to keep up-to-date with your construction projects. You can communicate directly with your builder, view the latest project photos and files, approve change orders, view selections, and much more. Miscommunications will be a thing of the past, ensuring your projects stay on course and on time.



Login to ClientLink to Access:*



Project Overview

See the most up-to-date activity going on in your project, including upcoming events, meetings, deadlines and more.



Messaging

Keep the dialog going with easy-to-use messaging. You can attach files and photos to your messages, making miscommunication a thing of the past.



Project Files

You can download and upload any project documents and files here. There's also a private area for files only you and your builder can see.



Project Photos

See the latest progress going on in your project with easy to navigate photostreams and galleries.



Calendars

You'll always know what's coming up with powerful project calendars, including Day, Week, and Month views.



Change Orders

Quickly review and approve change orders. You can also view a summary of any added time and cost.



Selections

Take your pick with selections. View big, bold images, see product descriptions, added costs, recommended vendors and more.



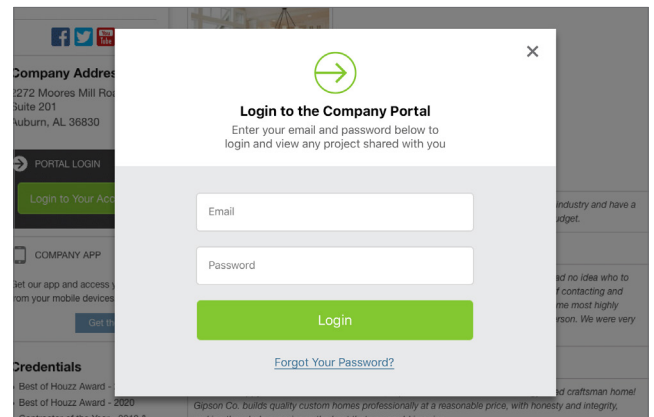
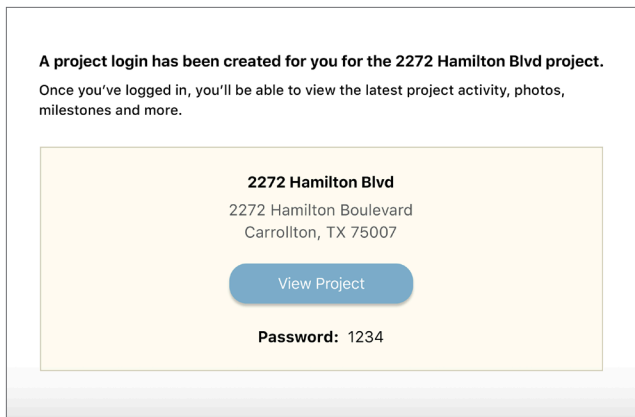
Mobile App Access

Access your projects' details anywhere, anytime from your phone with the easy-to-use ConstructionOnline app.

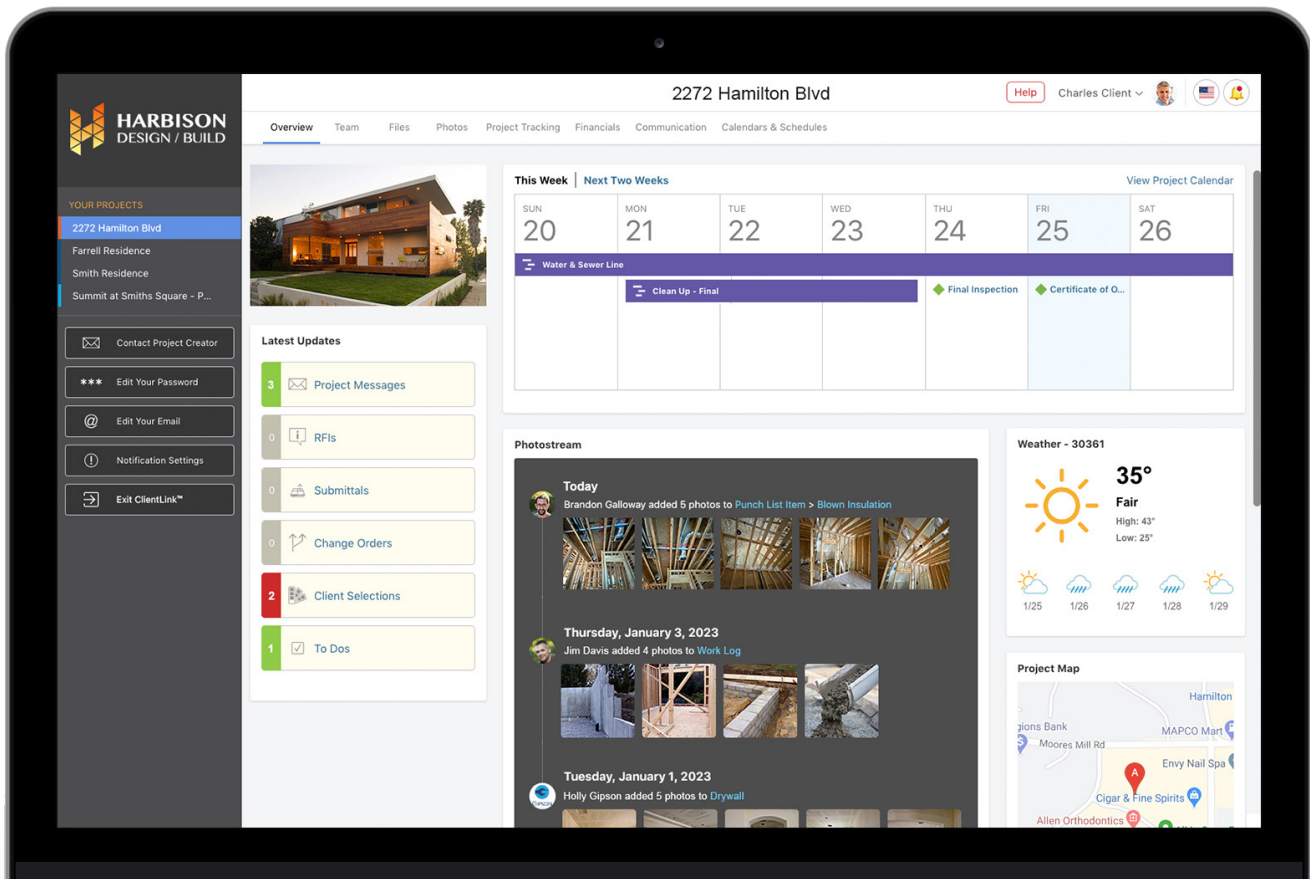
** Please note - your access to project features may vary based on your builder's permission settings*

How to Access Your ClientLink Account (Desktop):

- 1 You'll receive an email invitation from your builder. Click the link in the email to go to your builder's login page.
- 2 Enter your email address and password to login. If you are already a ConstructionOnline user, you will enter your existing password.

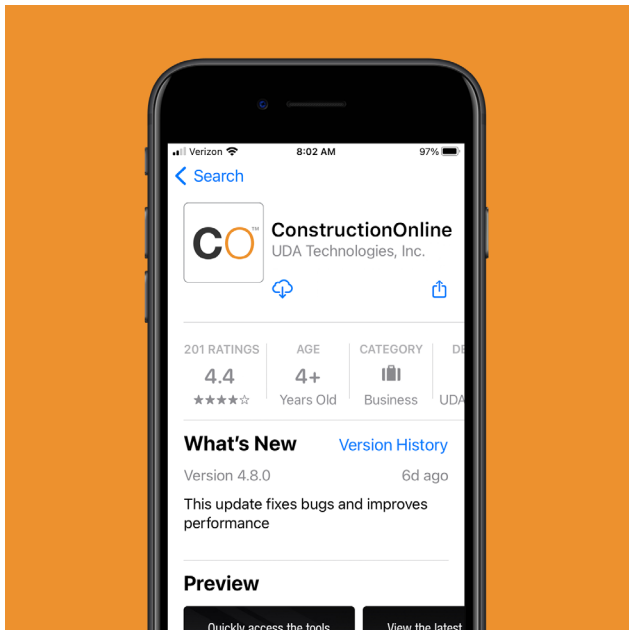


- 3 The overview page will be displayed. You can see the latest project activity here, or go to different project areas by clicking the navigation links at the top.

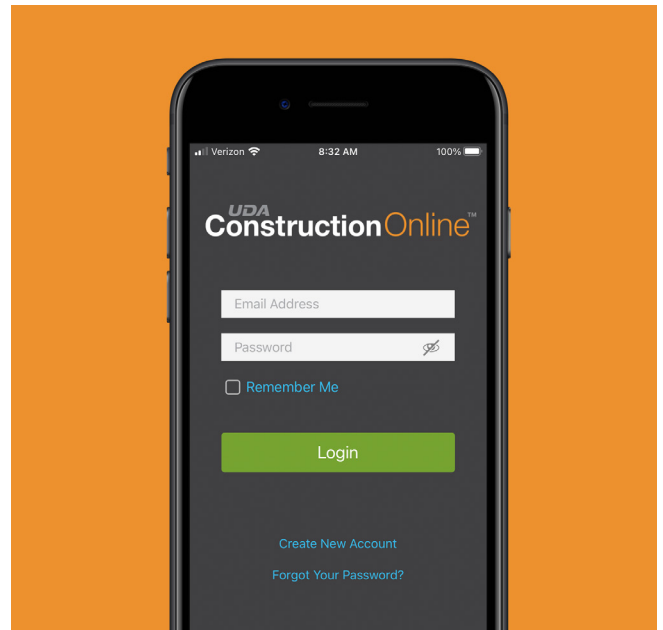


How to Access Your ClientLink Account (Mobile):

- 1 Download the ConstructionOnline app from your device's app store.



- 2 Login to the app with your email address and the password your received in your invite email.



- 3 You'll be able to access the latest project info, message your builder, see photos, view calendars and more.

